

MANISH K SETHI & CO.

CHARTERED ACCOUNTANTS

"Metcalfe Chamber",
56, Metcalfe Street, 1st Floor,
Room No. 1B, Kolkata - 700 013

Phone : 033-4003 7879
Mobile : 98310 21203
E-mail : manishksethicokol@gmail.com

Head Office :
R. K. Complex, 1st Floor, Amtol,
P.O. Barpeta Road - 781 315 (Assam)

Phone : 03666-262840
Mobile : 094351 23022
E-mail : manishksethico@gmail.com

Date: 23/02/2024

To,

Board of Directors,
M/s **Rungta Greentech Limited**
(Previously: Rungta Mouldings Private Limited)
155, Lenin Sarani, 4th Floor, Room No-404
Kolkata-700013

Sub: Communication of UDIN

Sir,


With reference to the above mentioned subject, the independent audited consolidated financial statement for the half year ended September, 30th, 2023 was signed by us on 26th December, 2023.

The UDIN generated for the Audited Financial statement is
24065414BKCIXE5108.

Thanking you

For and on behalf of

Manish K Sethi & Co.
Chartered Accountants
Firm Reg. No.: 325740E



Amit Kumar Jagnani
Partner
M. No.: 065414



INDEPENDENT AUDITORS' REPORT ON CONSOLIDATED FINANCIAL STATEMENTS

To the Members of RUNGTA MOULDINGS PRIVATE LIMITED

Report on the Audit of the Consolidated Financial Statements

We have audited the accompanying Consolidated financial statements of **RUNGTA MOULDINGS PRIVATE LIMITED** ("the company") (herein referred to as "the Investor/Holding Company"), its subsidiaries (the Holding Company and its subsidiaries together referred to as "the Group") which comprise the Consolidated Balance Sheet as at 30th September 2023, the Consolidated Statement of Profit and Loss and the Consolidated cash flow statement for the half year ended 30th September, 2023, and notes to the consolidated financial statements including a summary of significant accounting policies and other explanatory information (hereinafter referred to as "the consolidated financial statements").

In our opinion and to the best of our information and according to the explanations given to us, the aforesaid consolidated financial statements give the information required by the Companies, 2013 as amended ("the Act") in the manner so required and give a true and fair view in conformity with the accounting principles generally accepted in India, of the consolidated state of affairs of the Investor Company and Its Group as at 30th September 2023, their consolidated **Profit** and their consolidated cash flows for the year ended on that date.

Basis of Opinion

We conducted our audit of the Consolidated Financial Statements in accordance with the Standards on Auditing (SAs) as specified under section 143(10) of the Companies Act, 2013. Our responsibilities under those Standards are further described in the Auditor's Responsibilities for the Audit of the Consolidated Financial Statements' section of our report. We are independent of the Group/ Investor Company in accordance with the Code of Ethics issued by the Institute of Chartered Accountants of India together with the ethical requirements that are relevant to our audit of the financial statements under the provisions of the Companies Act, 2013 and the Rules there under, and we have fulfilled our other ethical responsibilities in accordance with these requirements and the Code of Ethics. We believe that the audit evidence we have obtained is sufficient and appropriate to provide a basis for our opinion on the consolidated financial statements.

Emphasis of Matter

The net worth of the Group is positive. As per the management the Group is a going concern entity. The Group has prepared its financial statements on a going concern basis.

Our opinion is not modified in respect of this matter.



Further, without qualifying our opinion, we draw attention to the Notes to the accounts of the consolidated financial statement, regarding non provision for liability towards employee benefits and also non-disclosure for the same which are required to be accounted for and disclosed in terms of Accounting Standard -15 (Revised 2005) as the same has not been determined and quantified. The management is of the opinion that there is no liability towards Gratuity, Leave pay and/or any other type of employee/retirement benefit and the same will be determined and quantified at the time of payment. In the above circumstances, we are unable to comment on the impact of the same on the reported profit/loss for the year.

Our opinion is not qualified in respect of this matter.

Other Information

The Holding Company's management and Board of Directors are responsible for the other information. The other information comprises the information included in the annual report, but does not include the consolidated financial statements and our auditor's report thereon.

Our opinion on the consolidated financial statements does not cover the other information and we do not express any form of assurance conclusion thereon.

In connection with our audit of the consolidated financial statements, our responsibility is to read the other information and, in doing so, consider whether the other information is materially inconsistent with the consolidated financial statements or our knowledge obtained in the audit or otherwise appears to be materially misstated. If, based on the work we have performed and the reports of the other auditors as furnished to us we conclude that there is a material misstatement of this other information, we are required to report that fact.

We have nothing to report in this regard.

Management's Responsibility for the Consolidated Financial Statements

The Holding Company's Board of Directors is responsible for the matters stated in section 134(5) of the Companies Act, 2013 (hereinafter referred to as "the Act") with respect to the preparation of these consolidated financial statements that give a true and fair view of the consolidated financial position, consolidated financial performance and consolidated cash flows of the Group Company including its subsidiary in accordance with the accounting principles generally accepted in India, including the Accounting Standards specified under Section 133 of the Act, read with relevant rules issued there under.

The respective Board of Directors of the Companies included in the Group and of its associates/ Investor Company and of its associates are responsible for maintenance of adequate accounting records in accordance with the provision of the Act for safeguarding of the assets of the Group and for preventing and detecting the frauds and other irregularities; selection and application of appropriate accounting policies; making judgments and estimates that are reasonable and prudent; and design, implementation and maintenance of adequate internal financial control, that were operating effectively for ensuring the accuracy and completeness of the accounting records, relevant to the preparation and presentation of the consolidated financial statements that give a true and fair view and are free from material misstatement, whether due to fraud or error, which has been used for the purpose of preparation of the Consolidated financial Statements by the Directors of the Holding/Investor Company as aforesaid.



In preparing the consolidated financial statements, the respective Board of Directors of the Companies included in the Group and of its associates/ Investor Company and of its associates are responsible for assessing the ability of the Group and of its associates/ Investor Company and of its associates to continue as a going concern, disclosing, as applicable, matters related to going concern and using the going concern basis of accounting unless management either intends to liquidate the Group /Investor Company or to cease operations, or has no realistic alternative but to do so.

The respective Board of Directors of the Companies included in the Group and of its Investor Company are also responsible for overseeing the financial reporting process of the Group and of its associates/ Investor Company and of its associates.

Auditor's Responsibility for the Audit of the Consolidated Financial Statements

Our objectives are to obtain reasonable assurance about whether the consolidated financial statements as a whole are free from material misstatement, whether due to fraud or error, and to issue an auditor's report that includes our opinion. Reasonable assurance is a high level of assurance, but is not a guarantee that an audit conducted in accordance with SAs will always detect a material misstatement when it exists. Misstatements can arise from fraud or error and are considered material if, individually or in the aggregate, they could reasonably be expected to influence the economic decisions of users taken on the basis of these consolidated financial statements.

As part of an audit in accordance with SAs, we exercise professional judgment and maintain professional skepticism throughout the audit. We also:

- Identify and assess the risks of material misstatement of the consolidated financial statements, whether due to fraud or error, design and perform audit procedures responsive to those risks, and obtain audit evidence that is sufficient and appropriate to provide a basis for our opinion. The risk of not detecting a material misstatement resulting from fraud is higher than for one resulting from error, as fraud may involve collusion, forgery, intentional omissions, misrepresentations, or the override of internal control.
- Obtain an understanding of internal control relevant to the audit in order to design audit procedures that are appropriate in the circumstances, but not for the purpose of expressing an opinion on the effectiveness of Investor/Holding Company's internal financial control system in place.
- Evaluate the appropriateness of accounting policies used and the reasonableness of accounting estimates and related disclosures made by management.
- Conclude on the appropriateness of management's use of the going concern basis of accounting and, based on the audit evidence obtained, whether a material uncertainty exists related to events or conditions that may cast significant doubt on the ability of the Group to continue as a going concern. If we conclude that a material uncertainty exists, we are required to draw attention in our auditor's report to the related disclosures in the Consolidated financial statements or, if such disclosures are inadequate, to modify our opinion. Our conclusions are based on the audit evidence obtained up to the date of our auditor's report. However, future events or conditions may cause the Group to cease to continue as a going concern.



- Evaluate the overall presentation, structure and content of the consolidated financial statements, including the disclosures, and whether the consolidated financial statements represent the underlying transactions and events in a manner that achieves fair presentation.
- Obtain sufficient appropriate audit evidence regarding the financial information of the entities or business activities within the Group to express an opinion on the consolidated financial statements. We are responsible for the direction, supervision and performance of the audit of the financial statements of such entities included in the consolidated financial statements of which we are the independent auditors. For the other entities included in the consolidated financial statements, which have been audited by the other auditors, such other auditors remain responsible for the direction, supervision and performance of the audits carried out by them. We remain solely responsible for our audit opinion.

Materiality is the magnitude of misstatements in the consolidated financial statements that, individually or aggregate, make it probable that the economic decision of a reasonably knowledgeable user of the consolidated financial statements may be influenced. We consider quantitative materiality and qualitative factors in (i) planning the scope of our audit work and in evaluating the results of our work and (ii) to evaluate the effect of any identified misstatements in the consolidated financial statements.

We communicate with those charged with governance of the Holding Company and such other entities included in the consolidated financial statements of which we are the independent auditors regarding, among other matters, the planned scope and timing of the audit and significant audit findings, including any significant deficiencies in internal control that we identify during our audit.

We also provide those charged with governance with a statement that we have complied with relevant ethical requirements regarding independence, and to communicate with them all relationships and other matters that may reasonably be thought to bear on our independence, and where applicable, related safeguards.

From the matters communicated with those charged with governance, we determine those matters that were of most significance in the audit of the consolidated financial statements of the current period and are therefore the key audit matters. We describe these matters in our auditors' report unless law or regulation precludes public disclosure about the matter or when, in extremely rare circumstances, we determine that a matter should not be communicated in our report because the adverse consequences of doing so would reasonably be expected to outweigh the public interest benefits of such communication.

Other Matters

We have audited the financial statement of subsidiary companies, in which the share of loss of the subsidiary Companies is Rs. -5000. In respect of subsidiary companies whose financial statements have been audited by us, these financial statements have been audited by us and our opinion on the consolidated financial statements, in so far as it relates to the amounts and disclosures included in respect of these subsidiaries and associates, and our report in terms of sub section (3) and (11) of Section 143 of the Act, in so far as it relates to the aforesaid subsidiary and associates, is based solely on the reports of the other auditors.



Report on other Legal and Regulatory Requirements

1. As required by the Companies (Auditor's Report) Order, 2020 ("the Order"), issued by the Central Government of India in terms of sub-section (11) of section 143 of the Act, based on our audit and on the consideration of report of the other auditors on separate financial statements and the other financial information of the subsidiary companies, associate companies and joint ventures, incorporated in India, as noted in the 'Other Matter' paragraph we give in the "Annexure 1" a statement on the matters specified in paragraph 3(xxi) of the Order.

2. As required by section 143(3) of the Act, based on our audit and the other financial information of subsidiaries and associates, as noted in the 'Other Matter' paragraph we report, to the extent applicable, that:

a) We have sought and obtained all the information and explanations which to the best of our knowledge and belief were necessary for the purposes of our audit of the aforesaid consolidated financial statements;

b) In our opinion, proper books of account as required by law relating to the preparation of the aforesaid consolidated financial statements have been kept so far as it appears from our examination of those books and records;

c) The Consolidated Balance Sheet, the Consolidated Statement of Profit and Loss and the consolidated cash flow statement dealt with by this Report are in agreement with the relevant books of account maintained for the purpose of preparation of the consolidated financial statements;

d) In our opinion, the aforesaid consolidated financial statements comply with the Accounting Standards specified under Section 133 of the Act, read with relevant rules issued there under;

e) On the basis of written representations received from the directors of the Holding/Investor Company as on 30th September 2023, taken on record by the Board of Directors of the Holding/Investor Company, none of the directors of the Group companies, incorporated in India, is disqualified as on 31st March, 2023, from being appointed as a director in terms of Section 164(2) of the Act;

f) With respect to the adequacy of the internal financial controls with reference to financial statements of the Company and the operating effectiveness of such controls, the company has taken an audit opinion on internal financial control as per Annexure B .

g) With respect to the other matters to be included in the Auditor's Report in accordance with the requirements of section 197 (16) of the Act as amended:

- The Group is not a public limited company and as such the provisions of section 197 of the Act are not applicable.

h) With respect to the other matters to be included in the Auditor's Report in accordance with Rule 11 of the Companies (Audit and Auditors) Rules, 2014, as amended, in our opinion and to the best of our information and according to the explanations given to us, as noted in the 'Other Matter' paragraph:

i. The Group does not have any pending litigations which would impact its consolidated financial position.



ii. Provision has been made in the consolidated financial statements, as required under the applicable law or accounting standards, for material foreseeable losses, if any, on long term contracts including derivative contracts (a) in respect of such item as it relates to the Group and its associate companies/Investor Company and its associates companies and (b) the Group/ Investor company's share of net profit in respect of its associates.

iii. There has been no delay in transferring amounts, if required to be transferred, to the Investor Education and Protection Fund by the Holding Company, its subsidiaries, associates/Investor Company and Its Associates companies.

iv. a. The respective managements of the Group Companies which are companies incorporated in India whose financial statements have been audited under the Act have represented to us and the other auditors of such associates respectively that, to the best of its knowledge and belief, no funds have been advanced or loaned or invested (either from borrowed funds or share premium or any other sources or kind of funds) by the Investor Company or any of such associates to or in any other person(s) or entities, including foreign entities ("Intermediaries"), with the understanding, whether recorded in writing or otherwise, that the Intermediary shall, whether, directly or indirectly lend or investing other persons or entities identified in any manner whatsoever by or on behalf of the respective Investor Company or any of such associates ("Ultimate Beneficiaries") or provide any guarantee, security or the like on behalf of the Ultimate Beneficiaries;

b. The respective managements of the Group Companies which are companies incorporated in India whose financial statements have been audited under the Act have represented to us and the other auditors of such associates respectively that, to the best of its knowledge and belief, no funds (which are material either individually or in the aggregate) have been received by any of the Group Companies, with the understanding, whether recorded in writing or otherwise, that any of the Group Companies shall, whether, directly or indirectly, lend or investing other persons or entities identified in any manner whatsoever by or on behalf of the Funding Party ("Ultimate Beneficiaries") or provide any guarantee, security or the like on behalf of the Ultimate Beneficiaries; and

c. Based on the audit procedures that have been considered reasonable and appropriate in the circumstances performed by us and those performed by the auditors of the associates which are companies incorporated in India whose financial statements have been audited under the Act, nothing has come to our or other auditor's notice that has caused us or the other auditors to believe that the representations under sub-clause (a) and (b) contain any material misstatement.


v. During the year the Group Companies have not declared or paid any dividend.

For and on behalf of

Manish K Sethi & Co.

Chartered Accountants

Firm Reg. No.: 325740E


Amit Kumar Jagnani

Partner

M. No.: 065414



Date: 26th Day of December, 2023

Place: Kolkata

Annexure A to the Auditors' Report


Referred to in paragraph 1 under 'Report on Other Legal and Regulatory Requirements' of our Report of even date to the members of RUNGTA MOULDINGS PRIVATE LIMITED on the consolidated financial statement of the company for the year ended 30th September 2023.

According to the information and explanations received by us from the management and scrutiny of the company's books of account and other available records in the normal course of audit and to the best of our knowledge and belief, we report that:

SI No	Particulars	Comment
(xxi)	Whether there have been any qualifications or adverse remarks by the respective auditors in the Companies (Auditor's Report) Order (CARO) reports of the companies included in the consolidated financial statements, if yes, indicate the details of the companies and the paragraph numbers of the CARO report containing the qualifications or adverse remarks.	There are no qualifications or adverse remarks by the respective auditors in the Companies (Auditors Report) Order (CARO) reports of the companies included in the consolidated financial statements.

For and on behalf of

Manish K Sethi & Co.
Chartered Accountants
Firm Reg. No.: 325740E


Amit Kumar Jagnani
Partner
M. No.: 065414

Date: 26th Day of December, 2023

Place: Kolkata



Annexure - B to the Auditors' Report

Report on the Internal Financial Controls under Clause (i) of Sub-section 3 of Section 143 of the Companies Act, 2013 ("the Act")

We have audited the internal financial controls over financial reporting of **RUNGTA MOULDINGS PRIVATE LIMITED** ("the Company") as of **30th September 2023** in conjunction with our audit of the standalone financial statements of the Company for the year ended on that date.

Management's Responsibility for Internal Financial Controls

The Company's management is responsible for establishing and maintaining internal financial controls based on the internal control over financial reporting criteria established by the Company considering the essential components of internal control stated in the Guidance Note on Audit of Internal Financial Controls over Financial Reporting issued by the Institute of Chartered Accountants of India ('ICAI'). These responsibilities include the design, implementation and maintenance of adequate internal financial controls that were operating effectively for ensuring the orderly and efficient conduct of its business, including adherence to company's policies, the safeguarding of its assets, the prevention and detection of frauds and errors, the accuracy and completeness of the accounting records, and the timely preparation of reliable financial information, as required under the Companies Act, 2013.

Auditors' Responsibility

Our responsibility is to express an opinion on the Company's internal financial controls over financial reporting based on our audit. We conducted our audit in accordance with the Guidance Note on Audit of Internal Financial Controls over Financial Reporting (the "Guidance Note") and the Standards on Auditing, issued by ICAI and deemed to be prescribed under section 143(10) of the Companies Act, 2013, to the extent applicable to an audit of internal financial controls, both applicable to an audit of Internal Financial Controls and, both issued by the Institute of Chartered Accountants of India. Those Standards and the Guidance Note require that we comply with ethical requirements and plan and perform the audit to obtain reasonable assurance about whether adequate internal financial controls over financial reporting was established and maintained and if such controls operated effectively in all material respects.

Our audit involves performing procedures to obtain audit evidence about the adequacy of the internal financial controls system over financial reporting and their operating effectiveness. Our audit of internal financial controls over financial reporting included obtaining an understanding of internal financial controls over financial reporting, assessing the risk that a material weakness exists, and testing and evaluating the design and operating effectiveness of internal control based on the assessed risk. The procedures selected depend on the auditor's judgment, including the assessment of the risks of material misstatement of the standalone financial statements, whether due to fraud or error.



We believe that the audit evidence we have obtained is sufficient and appropriate to provide a basis for our audit opinion on the Company's internal financial controls system over financial reporting.

Meaning of Internal Financial Controls over Financial Reporting

A company's internal financial control over financial reporting is a process designed to provide reasonable assurance regarding the reliability of financial reporting and the preparation of financial statements for external purposes in accordance with generally accepted accounting principles. A company's internal financial control over financial reporting includes those policies and procedures that

- (1) pertain to the maintenance of records that, in reasonable detail, accurately and fairly reflect the transactions and dispositions of the assets of the company;
- (2) provide reasonable assurance that transactions are recorded as necessary to permit preparation of financial statements in accordance with generally accepted accounting principles, and that receipts and expenditures of the company are being made only in accordance with authorisations of management and directors of the company; and
- (3) provide reasonable assurance regarding prevention or timely detection of unauthorised acquisition, use, or disposition of the company's assets that could have a material effect on the financial statements.

Inherent Limitations of Internal Financial Controls over Financial Reporting

Because of the inherent limitations of internal financial controls over financial reporting, including the possibility of collusion or improper management override of controls, material misstatements due to error or fraud may occur and not be detected. Also, projections of any evaluation of the internal financial controls over financial reporting to future periods are subject to the risk that the internal financial control over financial reporting may become inadequate because of changes in conditions, or that the degree of compliance with the policies or procedures may deteriorate.



Opinion

In our opinion, the Company has, in all material respects, an adequate internal financial controls system over financial reporting and such internal financial controls over financial reporting were operating effectively as at **30th September 2023**, based on the internal control over financial reporting criteria established by the Company considering the essential components of internal control stated in the Guidance Note on Audit of Internal Financial Controls Over Financial Reporting issued by the Institute of Chartered Accountants of India.

For and on behalf of

For and on behalf of

Manish K Sethi & Co.

Chartered Accountants

Firm Reg. No.: 325740E



Amit Kumar Jagnani

Partner


M. No.: 065414

Date: 26th Day of December, 2023

Place: Kolkata



(₹ in Hundreds)

Particulars	Note No.	As At 30th September, 2023	As At 31st March, 2023
A EQUITY AND LIABILITIES			
1 Shareholders' funds			
(a) Share capital	2	86,977.60	86,977.60
(b) Reserves and surplus	3	12,51,357.90	10,27,148.50
(c) Money Received against share warrents		-	-
2 Share application money pending allotments		-	-
3 Non-current liabilities			
(a) Long-term borrowings	4	5,53,570.00	1,72,413.80
(b) Deferred tax liabilities (net)			
(c) Other Long Term Liabilities	5	29,668.90	-
(d) Long term provision		-	-
4 Current liabilities			
(a) Short Term Borrowings	6	10,12,708.40	8,30,682.90
(b) Trade payables	7		
(A) total outstanding dues of micro enterprises and small enterprises		-	-
(B) total outstanding dues of Creditors other than micro enterprises and small enterprises		4,56,986.40	1,91,008.50
(c) Other current liabilities	8	55,349.10	150.00
(d) Short-term provisions	9	2,09,068.10	1,18,264.80
TOTAL		36,55,686.40	24,26,646.10
B ASSETS			
1 Non-current assets			
(i) Property, Plant and Equipment & Intangible Assets	10		
(i) Property, Plant and Equipment		6,36,152.40	6,98,746.40
(ii) Intangible assets		-	-
(iii) Capital Work in progress		99,870.40	57,675.00
(iv) Intangible Assets under Development		-	-
(b) Non-current investments	11	-	-
(c) Deferred Tax Assets		42,164.20	37,761.50
(d) Long term loans and Advances		-	-
(e) Other Non Current Assets	12	42,910.20	4,822.90
2 Current assets			
(a) Current Investments			
(b) Inventories	13	9,34,408.50	7,04,120.10
(c) Trade receivables	14	9,36,447.20	5,16,096.00
(d) Cash and cash equivalents	15	62,864.30	43,194.30
(e) Short-term loans and advances	16	9,00,869.20	3,64,229.90
(f) Other Current Assets		-	-
TOTAL		36,55,686.40	24,26,646.10
See accompanying notes forming part of the financial statements			
Significant Accounting Policies	1		
In terms of our report attached.			
For MANISH K SETHI & CO.		FOR RUNGTA MOULDINGS PRIVATE LIMITED	
Chartered Accountants			
Firm Reg No. 325740E			
 CA AMIT KUMAR JAGRANI			
Partner			
M. No. 065414			
Place: KOLKATA		DEEPAK RUNGTA	PRAVEEN RUNGTA
Date: 26th Day of December 2023		Managing Director	Chief Financial Officer
		DIN: 01099485	DIN: 01099558
		RESHMINA AAFREEN	
		Company Secretary	
		M NO: A69917	

RUNGTA MOULDINGS PRIVATE LIMITED
STATEMENT OF CONSOLIDATED PROFIT AND LOSS ACCOUNT FOR THE PERIOD ENDED 30TH SEPTEMBER, 2023

(₹ in Hundreds)

Particulars	Note No.	Half Year Ended 30th September, 2023	2022-23
I Revenue from operations (gross)	17	25,02,527.10	49,63,504.00
II Other Income	18	31,008.10	70,013.70
III Total Income (I+II)		25,33,535.20	50,33,517.70
IV Expenses			
(a) Cost of materials consumed	19	18,90,157.20	34,73,664.50
(b) Purchase		-	-
(c) Changes in inventories of finished goods, work-in-progress and stock-in-trade	20	(3,16,729.30)	(19,088.30)
(d) Employee benefits expenses	21	1,96,005.10	3,80,634.40
(e) Finance costs	22	54,085.40	70,121.10
(f) Depreciation and amortisation expenses	10	74,287.30	1,76,462.30
(g) Other expenses	23	3,30,492.80	7,06,655.70
Total Expenses		22,28,298.50	47,88,449.70
V Profit before exceptional and extraordinary item and tax	III-IV	3,05,236.70	2,45,068.00
VI Exceptional Items		-	-
VII Profit before extraordinary item and tax	V-VI	3,05,236.70	2,45,068.00
VIII Extraordinary Items		-	-
IX Profit before Tax	VII-VIII	3,05,236.70	2,45,068.00
X Tax Expense:			
(a) Current tax expense		85,430.00	70,240.00
(b) Deferred tax		(4,402.70)	(11,178.00)
XI Profit / (Loss) for the period from continuing operations	IX-X	2,24,209.40	1,86,006.00
XII Profit / (Loss) from discontinuing operations		-	-
XIII Tax from discontinuing operations		-	-
XIV Profit/ (Loss) from discontinuing operations		-	-
XV Profit/ (Loss) for the Period		2,24,209.40	1,86,006.00
Profit/(Loss) Attributable to			
Owners of the Company		2,24,209.40	1,86,006.00
Minority Interests			
XVI Earning per equity share:	24		
(1) Basic		25.78	21.39
(2) Diluted		25.78	21.39

See accompanying notes forming part of the financial statements
Significant Accounting Policies

1

In terms of our report attached.

For MANISH K SETHI & CO.

Chartered Accountants

Firm Reg No. 325740E


(CA AMIT KUMAR JAGDANI)

Partner

M. No. 065414

Place: KOLKATA

Date: 26th Day of December 2023

FOR RUNGTA MOULDINGS PRIVATE LIMITED

DEEPAK RUNGTA

Managing Director

DIN: 01099485

PRAVEEN RUNGTA

Chief Financial Officer

DIN: 01099558



RESHMINA AAFREEN

Company Secretary

M NO: A69917

RUNGTA MOULDINGS PRIVATE LIMITED
CONSOLIDATED CASH FLOW STATEMENT FOR THE PERIOD ENDED 30TH SEPTEMBER, 2023
(₹ in Hundreds)

	Half Year Ended 30th September, 2023	2022-23
CASH FLOW FROM OPERATING ACTIVITIES		
Profit/(Loss) before Tax and Extraordinary Item	3,05,236.70	2,45,068.00
Add/ (Deduct) : Adjustment For :		
Depreciation	74,287.30	1,76,462.30
Finance Charges Paid	54,085.40	70,121.00
Provision FOR Bad & Doubtful Debts	4,913.90	-
Exchange Differences	(5,286.80)	(24,487.70)
Interest Received	(13,207.50)	(4,779.80)
Non Cash Expenses	(1,618.60)	-
Loss from sale on Fixed Assets	-	-
Operating Profit before Change in Working Capital	4,18,410.40	4,62,383.80
Adjustment for :		
Inventories	(2,30,288.40)	25,085.40
Trade Receivables	(4,20,351.20)	(78,432.30)
Short Term Loans & Advances	(5,36,639.30)	(1,60,689.40)
Sundry Creditors & Other Liabilities	5,19,338.20	2,07,101.10
Cash Generated from Operation	(2,49,530.30)	4,55,448.50
Taxes Paid	(85,430.00)	(70,244.60)
Net Cash Flow Generated from Operating Activity	(3,34,960.30)	3,85,203.90
CASH FLOW FROM INVESTING ACTIVITIES		
Purchase of Fixed Assets (Net)	(74,620.10)	(1,38,422.40)
Sale of Fixed Asset	22,350.00	-
Non Current Investment	-	-
Other Non Current Assets	38,087.20	755.50
Net Cash Used in Investing Activity	(14,182.80)	(1,37,666.90)
CASH FLOW FROM FINANCING ACTIVITIES		
Payment of Secured Loan	4,33,762.50	(20,098.70)
Payment of Unsecured Loan	(19,700.00)	-
Payment to Capital Asset	8,836.00	-
Increase in Share Capital	-	-
Finance Charges Paid	(54,085.40)	(70,121.00)
Net Cash Generated from Financing Activity	3,68,813.20	(3,41,344.10)
Net Increase /(Decrease) in Cash & Cash Equivalent	19,670.00	(93,807.20)
Opening Balance of Cash & Cash Equivalent	43,194.40	1,37,001.50
Closing Balance of Cash & Cash Equivalent	62,864.30	43,194.40

Significant Accounting Policies
The accompanying notes form an integral part of the Financial Statements.

As per our report of the even date

For MANISH K SETHI & CO.
Chartered Accountants
Firm Reg No. 325740E



(CA AMIT KUMAR JAGNANI)
Partner
M. No. 065414

DEEPAK RUNGTA
Managing Director
DIN: 01099485

FOR RUNGTA MOULDINGS PRIVATE LIMITED

PRAVEEN RUNGTA
Chief Financial Officer
DIN: 01099558

Place: KOLKATA
Date: 26th Day of December 2023



RESHMINA AAFREEN
Company Secretary
M NO: A69917

RUNGTA MOULDINGS PRIVATE LIMITED

NOTES FORMING PART OF CONSOLIDATED FINANCIAL STATEMENTS

NOTES FORMING PART OF CONSOLIDATED FINANCIAL STATEMENTS

1. Basis of Consolidation & Significant Accounting Policies

(I) Basis of Consolidation:

The consolidated financial statements relate to Rungta Mouldings Private Limited (the Company) and its subsidiary companies. The Company and its subsidiaries constitute the Group.

a.) Basis of Preparation

The financial statements have been prepared in accordance with the Generally Accepted Accounting Principles in India to comply with the Accounting Standards specified under Section 133 of Companies Act, 2013, read with Rule 7 of the Companies (Accounts) Rules, 2014 and the relevant provisions of the Companies Act, 2013 ("the 2013 Act") / Companies Act, 1956 ("the 1956 Act"), as applicable.

b.) Use of Estimates

The preparation of financial statements requires management to make judgments, estimates and assumptions, that affect the application of accounting policies and the reported amounts of assets, liabilities, income, expenses and disclosures of contingent liabilities at the date of these financial statements. Actual results may differ from these estimates. Estimates and underlying assumptions are reviewed at each balance sheet date. Revisions to accounting estimates are recognised in the period in which the estimate is revised and future periods affected.

c.) Principles of Consolidation

The consolidated financial statements have been prepared on the following basis:

i. The financial statements of the subsidiary companies used in the consolidation are drawn upto the same reporting date as of the Company i.e. period ended September 30, 2023.

ii. The financial statements of the Company and its subsidiary companies have been combined on a line-by-line basis by adding together like items of assets, liabilities, income and expenses. The intra-group balances and intra-group transactions and unrealised profits have been fully eliminated.

iii. The excess of cost to the Company of its investments in the subsidiary companies over its share of equity of the subsidiary companies, at the dates on which the investments in the subsidiary companies are made, is recognised as 'Goodwill' being an asset in the consolidated - financial statements. Alternatively, where the share of equity in the subsidiary companies as on the date of investment is in excess of cost of investment of the Company, it is recognised as 'Capital Reserve' and shown under the head 'Reserves and Surplus', in the consolidated financial statements.

iv. Minority interest in the net assets of consolidated subsidiaries consists of the amount of equity attributable to the minority shareholders at the dates on which investments are made by the Company in the subsidiary companies and further movements in their share in the equity, subsequent to the dates of investments as stated above.

(d) The following subsidiary companies are considered in the Consolidated Financial Statements:

Sr. No.	Name of the Subsidiary Company	Country of Incorp.	% of Holding either directly or through subsidiaries	
			As at 30.09.2023	As at 31.03.2023
1.	Rungta Eco Extrusions Pvt Ltd	India	100.00	100.00



RUNGTA MOULDINGS PRIVATE LIMITED

NOTES FORMING PART OF CONSOLIDATED FINANCIAL STATEMENTS

(II) SIGNIFICANT ACCOUNTING POLICIES

1. Basis of Preparation of Financial Statements

These financial statements have been prepared to comply with the Generally Accepted Accounting Principles in India (Indian GAAP), including the Accounting Standards notified under the relevant provisions of the Companies Act, 2013. The financial statements are prepared on accrual basis under the historical cost convention.

2. Revenue Recognition

All revenue and expenses are accounted for on accrual basis. Revenue is recognized when no significant uncertainties exist in relation to the amount of eventual receipts.

Excise Duty/Service Tax

Excise duty / Service tax is accounted on the basis of both, payments made in respect of goods cleared / services provided in the nature of transportation charges and provisions made for goods lying in factory premises.

3. Use of estimates

The preparation of financial statements requires the management of the company to make estimates and assumption that affect the reported balances of assets and liabilities and disclosures relating to contingent liabilities as at the date of the financial statements and the reported amount of revenues and expenses during the year. Difference between the actual results and estimates are recognized in the period in which the results are known/ materialized.

4. Fixed Assets

Tangible Assets are stated at cost net of recoverable taxes, trade discounts and rebates and include amounts added on revaluation, less accumulated depreciation and impairment loss, if any. The cost of Tangible Assets comprises its purchase price, borrowing cost and any cost directly attributable to bringing the asset to its working condition for its intended use, net charges on foreign exchange contracts and adjustments arising from exchange rate variations attributable to the assets.

5. Depreciation

Depreciation has been charged on all fixed assets under written down value method in accordance with the life specified in Schedule II of the Companies Act, 2013. Depreciation on assets purchased and put to use during the year has been provided on pro rata basis.

6. Inventories

Items of inventories are measured at lower of cost and net realisable value after providing for obsolescence, if any, except in case of by-products which are valued at net realisable value. Cost of inventories comprises of cost of purchase, cost of conversion and other costs including manufacturing overheads incurred in bringing them to their respective present location and condition. Cost of raw materials, process chemicals, stores and spares, packing materials, trading and other products are determined on weighted average basis.



RUNGTA MOULDINGS PRIVATE LIMITED

NOTES FORMING PART OF CONSOLIDATED FINANCIAL STATEMENTS

7. Provisions, Contingent liabilities and Contingent Assets

Provisions involving substantial degree of estimation in measurement are recognized when there is a present obligation as a result of past events and it is probable that there will be an outflow of resources. Contingent liabilities & Contingent assets are neither recognized nor disclosed in the financial statements.

8. Provision for Current Tax & Deferred Tax

a) Provision for current tax is made after taking into consideration benefits admissible under the provisions of Income tax Act, 1961.

b) The company has opted to new tax regime under section 115BAA during the financial year.

c) Deferred tax resulting from "timing differences" between taxable and accounting income is accounted for using the tax rates and laws that are enacted or substantively enacted as on the balance sheet date. The deferred tax assets is recognized and carried forward only to the extent the management has estimated that there is a reasonable/ virtual certainty that the asset will be realized in future.

9. Related Party Disclosures

As notified in the Companies Rule 2006, the disclosure of transactions with the related party as defined in AS - 18 are disclosed in Notes

10. Cash Flow Statement

Cash flows are reported using the indirect method, whereby profit before tax is adjusted for the effects of transactions of a non-cash nature, any deferrals or accruals of past or future operating cash receipts or payments and item of income or expenses associated with investing or financing cash flows. The cash flows from operating, investing and financing activities of the Company are segregated.

11. Foreign Currency Transaction

a. Transactions denominated in foreign currencies are recorded at the exchange rate prevailing on the date of the transaction or that approximates the actual rate at the date of the transaction.

b. Monetary items denominated in foreign currencies at the year end are restated at year end rates.

c. Any income or expense on account of exchange difference either on settlement or on translation is recognised in the Profit and Loss Statement, except in case of long term liabilities, where they relate to acquisition of Fixed Assets, in which case they are adjusted to the carrying cost of such assets.



RUNGTA MOULDINGS PRIVATE LIMITED

NOTES FORMING PART OF CONSOLIDATED FINANCIAL STATEMENTS

12. Investments

Current investments are carried at lower of cost and quoted/fair value, computed category-wise. Non Current investments are stated at cost. Provision for diminution in the value of Non Current investments is made only if such a decline is other than temporary.

13. Income Taxes

Tax expense comprises of current tax and deferred tax. Current tax is measured at the amount expected to be paid to the tax authorities, using the applicable tax rates. Deferred income tax reflect the current period timing differences between taxable income and accounting income for the period and reversal of timing differences of earlier years/period. Deferred tax assets are recognised only to the extent that there is a reasonable certainty that sufficient future income will be available except that deferred tax assets, in case there are unabsorbed depreciation or losses, are recognised if there is virtual certainty that sufficient future taxable income will be available to realise the same.

Deferred tax assets and liabilities are measured using the tax rates and tax law that have been enacted or substantively enacted by the Balance Sheet date.



RUNGTA MOULDINGS PRIVATE LIMITED

NOTES FORMING PART OF THE CONSOLIDATED FINANCIAL STATEMENTS FOR THE PERIOD ENDED 30TH SEPTEMBER, 2023

NOTE 2 - SHARE CAPITAL

(₹ in Hundreds)

Particulars	As at 30th SEPTEMBER, 2023		As at 31 March, 2023	
	Number of shares	Rs.	Number of shares	Rs.
(a) Authorised Authorised share capital Equity shares of Rs.10/- each with voting rights	10,00,000	1,00,000.00	10,00,000	1,00,000.00
(b) Issued Subscribed and fully paid up Equity shares of Rs.10 each with voting rights Preference shares of Rs.10/- each	8,69,776 - -	86,977.60 - -	8,69,776 - -	86,977.60 - -
Total	8,69,776	86,977.60	8,69,776	86,977.60

(a) Reconciliation of the number of shares outstanding at the beginning and at the end of the reporting period

Particulars	As at 30th SEPTEMBER, 2023		As at 31 March, 2023	
	Number of shares	Rs.	Number of shares	Rs.
Balance as at the beginning of the year	8,69,776	86,977.60	8,69,776	86,977.60
Add : Shares issued	-	-	-	-
Less : Shares Redeemed	-	-	-	-
Less : Shares Cancelled	-	-	-	-
Add / Less : Others	-	-	-	-
Balance as at the end of the year	8,69,776	86,977.60	8,69,776	86,977.60

(b) Details of equity shares held by shareholders holding more than 5% of the aggregate shares in the Company

Name of Shareholders	No. of Shares	%	Value/Share	Total Value As at 30th SEPTEMBER, 2023
Rungta Containers Pvt. Ltd	1,87,000	21.50%	10	18,700.00
Kedarnath dealers Pvt Ltd	1,82,750	21.01%	10	18,275.00
Swami Packagers Pvt. Ltd.	1,15,250	13.25%	10	11,525.00
Deepak Rungta	1,70,721	19.63%	10	17,072.10
Renu Rungta	60,838	6.99%	10	6,083.80
Praveen Rungta	53,660	6.17%	10	5,366.00
TOTAL	7,70,219	88.55%		77,021.90

(c) Rights, preferences and restrictions attached to shares

Equity shares: The Company has one class of equity shares having a par value of Rs 10 per share. Each shareholder is eligible for one vote per share held. In the event of liquidation, the equity shareholders are eligible to receive the remaining assets of the Company after distribution of all preferential amounts, in proportion to their shareholding. The dividend proposed by the Board of Directors is subject to the approval of the shareholders in the ensuing Annual General Meeting, except in case of interim dividend.

(d): Shares in the Company held by its holding/ultimate holding company and/or their subsidiaries/associates

NIL

(e): Shares reserved for issue under options and contracts/commitments for the sale of shares/disinvestment, including the terms and amounts

NIL

(f): For the period of 5 years immediately preceding the reporting date, the aggregate number of shares

- i. issued for consideration other than cash
- ii. issued as bonus
- iii. bought back

NIL

NIL

NIL

(g): Details of shares held by Promoters

Sr No.	PARTICULARS	As at 30th SEPTEMBER, 2023		% of change	As at 31 March, 2023		% of change
		No of Shares	% Holding		No of Shares	% Holding	
1	Deepak Rungta	1,70,721	19.63%	0.00%	1,70,721	19.63%	0.00%
2	Praveen Rungta	53,660	6.17%	0.00%	53,660	6.17%	0.00%
3	Deo Prakash Rungta	33,709	3.88%	0.00%	33,709	3.88%	0.00%
4	Pushpa Devi Rungta	870	0.10%	0.00%	870	0.10%	0.00%
5	Renu Rungta	60,838	6.99%	0.00%	60,838	6.99%	0.00%
6	Anushri Rungta	35,050	4.03%	0.00%	35,050	4.03%	0.00%
7	Deepak Rungta HUF	29,812	3.43%	0.00%	29,812	3.43%	0.00%
8	Praveen Rungta HUF	116	0.01%	0.00%	116	0.01%	0.00%
9	Rungta Containers Pvt Ltd	1,87,000	21.50%	0.00%	1,87,000	21.50%	0.00%
10	Kedarnath Dealers Pvt Ltd	1,82,750	21.01%	0.00%	1,82,750	21.01%	0.00%
11	Swami Packagers Pvt Ltd	1,15,250	13.25%	0.00%	1,15,250	13.25%	0.00%
	TOTAL	8,69,776	100.00%		8,69,776	100.00%	



RUNGTA MOULDINGS PRIVATE LIMITED

NOTES FORMING PART OF THE CONSOLIDATED FINANCIAL STATEMENTS FOR THE PERIOD
ENDED 30TH SEPTEMBER, 2023

(₹ in Hundreds)

Note 3 RESERVES AND SURPLUS

Particulars	As At 30th September, 2023	As At 31st March, 2023
	Rs.	Rs.
(A) Securities premium account		
Opening balance	2,82,588.90	2,82,588.90
Closing balance	2,82,588.90	2,82,588.90
(B) Surplus / (Deficit) in Statement of Profit and Loss		
Opening balance	7,44,559.60	5,58,536.70
Add: Profit / (Loss) for the year	2,24,209.40	1,86,006.00
Add:- Earlier year Tax Adjustment	-	17.00
Closing balance	9,68,769.00	7,44,559.60
Total	12,51,357.90	10,27,148.50

Note 4 LONG TERM BORROWINGS

Particulars	As At 30th September, 2023	As At 31st March, 2023
	Rs.	Rs.
<u>SECURED LOANS</u>		
From Bank (As per Note -25)	5,17,372.70	1,16,516.50
<u>Unsecured Loans</u>		
Loans & advances from related parties (As per Note - 26)	36,197.30	55,897.30
TOTAL	5,53,570.00	1,72,413.80

Note 5 OTHER NON CURRENT LIABILITIES

Particulars	As At 30th September, 2023	As At 31st March, 2023
	Rs.	Rs.
Trade Payables (Long Term in Nature)		
Creditors for Capital Assets	8,836.00	-
Gratuity Payable	20,832.90	-
TOTAL	29,668.90	-

Note 6 SHORT TERM BORROWINGS

Particulars	As At 30th September, 2023	As At 31st March, 2023
	Rs.	Rs.
Loans Repayable on Demand		
- From Banks (Axis Bank CC)	3,04,252.70	6,29,586.30
(Secured against factory Land, building stock and debtors)	-	-
- From Banks (Axis Bank Export Packing Credit)	3,01,654.00	85,997.90
(Secured against factory Land, building stock and debtors)	-	-
Federal Banks A/c No -14005500001212	2,97,720.80	-
Federal Bank	2.40	-
Secured Loans		
- Current Maturities of Long Term Debt	1,08,878.50	1,15,098.70
Unsecured Loans		
Loans from Director	200.00	-
TOTAL	10,12,708.40	8,30,682.90



Note 7 TRADE PAYABLES: Refer Separate Sheet Attached

Note 8 OTHER CURRENT LIABILITIES

Particulars	As At 30th September, 2023	As At 31st March, 2023
	Rs.	Rs.
Others Payables	50,887.80	-
Gratuity Payable	3,253.30	-
Advance from Customer	1,058.00	-
Incorporation Fees Payable	150.00	150.00
Total	55,349.10	150.00

Note 9 SHORT TERM PROVISIONS

Particulars	As At 30th September, 2023	As At 31st March, 2023
	Rs.	Rs.
(a) Provision for employee benefits		
Salary Payable	18,787.20	12,290.30
EPF & ESIC Payable	2,613.20	2,075.40
(b) Provision - for TAX		
Provision for Income Tax	1,55,674.60	70,244.60
(As per Note No: 30)		
TDS and TCS Payable	1,407.80	5,680.00
(c) Provision - Others		
P Tax Payable	93.80	78.80
Electricity Expenses Payable	18,231.10	21,925.90
GST Payable (RCM)	491.20	1,824.90
GST Payable	10,668.40	3,393.10
Audit Fees Payable	1,100.80	751.80
Total	2,09,068.10	1,18,264.80



RUNGTA MOULDINGS PRIVATE LIMITED
 NOTES FORMING PART OF THE CONSOLIDATED FINANCIAL STATEMENTS FOR THE PERIOD ENDED 30TH SEPTEMBER, 2023
DEPRECIATION SCHEDULE AS PER COMPANIES ACT, 2013 FOR THE PERIOD ENDED 30TH SEPTEMBER 2023

Note :- 10 Property, Plant, Equipments & Intangible Assets

Sl No.	Particulars	GROSS BLOCK			DEPRECIATION			NET BLOCK	
		As on 01/04/2023	Addition During the year	Deductions	As on 30/09/2023	Upto 01.04.2023	For the year	Up to 30/09/2023	As on 30.09.2023
1	Land & Site	1,02,408.40	10,713.10	20,000.00	93,121.50	-	-	-	93,121.50
2	Air Conditioner	4,174.30	-	-	4,174.30	2,476.50	219.80	2,696.30	1,478.00
3	Air Turbine Ventilator	500.00	-	-	500.00	464.40	5.60	469.90	35.60
4	Bag Sewing Machine	163.50	-	-	163.50	146.10	2.20	148.40	15.10
5	Battery Bank	913.30	620.00	-	1,533.30	582.10	243.70	825.80	707.50
6	Camera	4,565.20	-	-	4,565.20	3,831.60	165.30	3,997.00	568.30
7	Chimney	9,414.80	-	-	9,414.80	8,278.90	177.40	8,456.20	958.50
8	Computer	9,044.60	36.00	-	9,080.60	7,260.20	583.80	7,844.00	1,236.60
9	Cooling Towers	3,571.70	-	-	3,571.70	3,303.60	41.90	3,345.50	226.20
10	D.G.Set	7,000.00	-	-	7,000.00	6,581.00	37.90	6,618.90	381.10
11	Electric Installation	41,413.00	-	2,500.00	38,913.00	36,768.40	601.20	34,994.60	3,918.30
12	Factory Building	1,86,410.20	9,994.30	-	1,96,404.50	96,939.90	4,719.40	1,01,659.20	94,745.20
13	Fire Fighting Equipment	1,007.50	-	-	1,007.50	676.10	30.00	706.10	301.30
14	Forklift Truck	33,074.70	-	-	33,074.70	18,449.60	2,283.70	20,733.40	12,341.40
15	Tempo	14,342.90	-	-	14,342.90	11,675.80	416.50	12,092.30	2,250.60
16	Furniture & Fittings	8,463.30	279.80	-	8,743.10	2,028.50	857.10	2,885.60	5,857.40
17	Insect Killer	188.00	-	-	188.00	175.50	1.10	176.60	11.40
18	Iron & Steel	13,896.40	-	-	13,896.40	8,967.10	638.10	9,605.20	4,291.20
19	Material Handling Equip	1,243.50	-	-	1,243.50	815.60	38.70	854.30	389.20
20	Mobile Set	5,153.90	617.80	-	5,771.70	4,429.20	525.20	4,954.40	817.20
21	Motor Car	39,207.80	-	-	39,207.80	17,273.90	3,425.00	20,698.90	18,508.90
22	Motor Cycle	2,007.50	-	-	2,007.50	1,629.50	48.90	1,678.40	329.10
23	Motor	620.70	220.00	-	840.70	268.50	78.60	347.10	493.60
24	Mould & Die	7,910.20	-	-	7,910.20	7,642.60	84.50	7,727.10	183.10
25	Plant & Machinery *	14,81,769.20	6,999.30	9,000.50	14,79,768.00	10,47,106.20	56,792.30	10,95,504.40	3,84,263.60
26	Plates	90.00	-	-	90.00	85.40	0.60	86.00	4.00
27	RO Water Treatment Plant	3,086.50	-	-	3,086.50	2,867.80	34.20	2,901.90	184.60
28	Testing Equipments	326.60	-	-	326.60	292.00	3.10	295.10	31.50
29	Tools & Accessories	92.30	-	-	92.30	87.70	0.40	88.10	4.20
30	Truck	13,667.70	-	-	13,667.70	7,391.80	980.00	8,371.80	5,295.90
31	UPS MPT 40KV	3,400.00	-	-	3,400.00	2,991.90	92.00	3,083.90	316.10
32	Water Pump	1,447.80	2,944.40	-	4,392.20	1,438.80	1,033.40	2,472.20	1,919.90
33	Water Storage Tank	576.10	-	-	576.10	395.50	23.40	418.80	157.20
34	Weigh Bridge	6,829.80	-	-	6,829.80	6,332.40	64.40	6,396.80	433.00
35	Weighing Scale	1,888.50	-	-	1,888.50	1,705.00	16.60	1,721.60	166.90
36	Fan	559.80	-	-	559.80	324.10	21.30	345.40	214.40
	TOTAL	20,10,429.70	32,424.70	31,500.50	20,11,353.90	13,11,683.20	74,287.30	13,75,201.20	6,36,152.40

Particulars	Opening	Additions	Put to Use	Total	30.09.2023
Capital Work in Progress	57,675.00	42,195.40	-	99,870.40	57,675.00



RUNGTA MOULDINGS PRIVATE LIMITED

NOTES FORMING PART OF THE CONSOLIDATED FINANCIAL STATEMENTS FOR THE PERIOD ENDED 30TH SEPTEMBER, 2023

Note :- 10 Property, Plant, Equipments & Intangible Assets

DEPRECIATION SCHEDULE AS PER COMPANIES ACT, 2013 FOR THE PERIOD ENDED 30TH SEPTEMBER 2023

PREVIOUS YEAR

Sl No.	Particulars	GROSS BLOCK			DEPRECIATION			NET BLOCK	
		As on 01.04.2022	Addition During the year	Deductions	As on 31.03.2023	Upto 01.04.2022	For the year	Up to 31.03.2023	As on 31.03.2023
1	Land & Site	99,897.60	2,510.80	-	1,02,408.40	-	-	-	1,02,408.40
2	Air Conditioner	3,447.10	727.20	-	4,174.30	2,099.20	377.30	2,476.50	1,697.70
3	Air Turbine Ventilator	500.00	-	-	500.00	448.20	16.20	464.40	35.60
4	Bag Sewing Machine	163.50	-	-	163.50	140.10	6.10	146.10	17.40
5	Battery Bank	375.00	538.30	-	913.30	279.20	302.90	582.10	331.20
6	Camera	4,166.90	398.40	-	4,565.30	3,257.90	573.70	3,831.60	908.90
7	Chimney	9,414.80	-	-	9,414.80	7,763.00	515.80	8,278.90	1,135.90
8	Computer	6,896.50	2,148.10	-	9,044.60	5,973.10	1,287.10	7,260.20	1,784.40
9	Cooling Towers	3,571.70	-	-	3,571.70	3,181.90	121.70	3,303.60	268.10
10	D.G.Set	7,000.00	-	-	7,000.00	6,488.40	92.60	6,581.00	419.00
11	Electric Installation	40,489.30	923.70	-	41,413.00	35,324.50	1,443.90	36,768.40	4,644.60
12	Factory Building	1,69,082.50	17,327.60	-	1,86,410.10	88,647.20	8,292.70	96,939.90	89,470.30
13	Fire Fighting Equipment	1,007.50	-	-	1,007.50	602.90	73.20	676.10	331.30
14	Forklift Truck	23,624.70	9,450.00	-	33,074.70	15,934.90	2,514.70	18,449.60	14,625.10
15	Tempo	14,342.90	-	-	14,342.90	10,464.70	1,211.20	11,675.80	2,667.00
16	Furniture & Fittings	1,435.80	7,027.50	-	8,463.30	1,327.80	700.70	2,028.50	6,434.80
17	Insect Killer	188.00	-	-	188.00	172.70	2.80	175.50	12.50
18	Iron & Steel	11,801.70	2,094.70	-	13,896.40	7,695.30	1,271.80	8,967.10	4,929.30
19	Material Handling Equip	1,243.50	-	-	1,243.50	721.00	94.60	815.60	427.90
20	Mobile Set	4,392.20	761.70	-	5,153.90	3,754.00	675.20	4,429.20	724.70
21	Motor Car	39,207.80	-	-	39,207.80	7,313.20	9,960.70	17,273.90	21,933.90
22	Motor Cycle	2,007.50	-	-	2,007.50	1,497.40	132.10	1,629.50	378.10
23	Motor	620.70	-	-	620.70	145.50	123.00	268.50	352.20
24	Mould & Die	7,524.20	386.00	-	7,910.20	7,268.80	373.70	7,642.60	267.70
25	Plant & Machinery *	14,45,315.80	36,453.40	-	14,81,769.20	9,04,447.00	1,42,659.20	10,47,106.20	4,34,663.00
26	Plates	90.00	-	-	90.00	83.70	1.60	85.40	4.60
27	RO Water Treatment Plant	3,086.50	-	-	3,086.50	2,768.50	99.30	2,867.80	218.70
28	Testing Equipments	326.60	-	-	326.60	284.30	7.60	292.00	34.60
29	Tools & Accessories	92.30	-	-	92.30	86.60	1.00	87.70	4.60
30	Truck	13,667.70	-	-	13,667.70	4,541.90	2,850.00	7,391.80	6,275.80
31	UPS MPT 40KV	3,400.00	-	-	3,400.00	2,657.10	334.80	2,991.90	408.10
32	Water Pump	1,447.80	-	-	1,447.80	1,423.30	15.50	1,438.80	9.00
33	Water Storage Tank	576.10	-	-	576.10	332.40	63.10	395.50	180.60
34	Weigh Bridge	6,829.80	-	-	6,829.80	6,158.70	173.80	6,332.40	497.40
35	Weighing Scale	1,888.50	-	-	1,888.50	1,664.50	40.60	1,705.00	183.50
36	Fan	559.80	-	-	559.80	272.00	52.10	324.10	235.70
	TOTAL	19,29,682.30	80,747.40	-	20,10,429.70	11,35,220.90	1,76,462.30	13,11,683.20	6,98,746.40

Particulars	Opening	Additions	Put to Use	Total	31.03.2023
Capital Work in Progress	-	57,675.00	-	57,675.00	-
					57,675.00



RUNGTA MOULDINGS PRIVATE LIMITED

NOTES FORMING PART OF THE CONSOLIDATED FINANCIAL STATEMENTS FOR THE PERIOD ENDED 30TH SEPTEMBER, 2023

DEPRECIATION SCHEDULE AS PER INCOME TAX ACT, 1961 FOR THE PERIOD ENDED 30TH SEPTEMBER 2023

Particulars	Rate	WDV as on 01.04.2023	Add for more than 180 days	Add for Less than 180 days	Deduction	Final Value	Depreciation	WDV without A.D	Additional Depreciation	WDV As on 30.09.2023
Land & Site Development	-	1,01,908.40	-	10,713.10	20,000.00	92,621.50	-	92,621.50	-	92,621.50
Air Conditioner	15.00%	2,140.40	-	-	-	2,140.40	321.06	1,819.34	-	1,819.34
Air Turbine Ventilator	15.00%	148.30	-	-	-	148.30	22.25	126.06	-	126.06
Bag Sewing Machine	15.00%	33.60	-	-	-	33.60	5.04	28.56	-	28.56
CCTV Camera	15.00%	1,902.10	-	-	-	1,902.10	285.32	1,616.79	-	1,616.79
Chimney	15.00%	2,410.10	-	-	-	2,410.10	361.52	2,048.59	-	2,048.59
Computer & Pheriperals	40.00%	2,262.70	-	36.00	-	2,298.70	912.28	1,386.42	-	1,386.42
Cooling Tower	15.00%	583.10	-	-	-	583.10	87.47	495.64	-	495.64
D.G. Set	15.00%	611.50	-	-	-	611.50	91.73	519.78	-	519.78
Motor Car	15.00%	41,077.00	-	-	-	41,077.00	6,161.55	34,915.45	-	34,915.45
Electric Installation	15.00%	8,729.10	-	-	100.00	8,629.10	1,309.37	7,319.74	-	7,319.74
Factory Building	10.00%	85,763.60	-	9,994.30	-	95,757.90	9,076.08	86,681.83	-	86,681.83
Forklift truck	15.00%	18,862.70	-	-	-	18,862.70	2,829.41	16,033.30	-	16,033.30
Tempo	15.00%	6,601.00	-	-	-	6,601.00	990.15	5,610.85	-	5,610.85
Truck	15.00%	9,134.30	-	-	-	9,134.30	1,370.15	7,764.16	-	7,764.16
Fire Fighting Equipments	15.00%	363.80	-	-	-	363.80	54.57	309.23	-	309.23
Furniture & Fixtures	10.00%	7,084.60	-	279.80	-	7,364.40	722.45	6,641.95	-	6,641.95
Fan	15.00%	290.80	-	-	-	290.80	43.62	247.18	-	247.18
Insect Killer	15.00%	18.20	-	-	-	18.20	2.73	15.47	-	15.47
Iron & Steel Support Structure	10.00%	7,438.10	-	-	-	7,438.10	743.81	6,694.29	-	6,694.29
Material Handling Equipment	15.00%	469.10	-	-	-	469.10	70.37	398.74	-	398.74
Mobile Set	15.00%	2,554.90	-	617.80	-	3,172.70	429.57	2,743.13	-	2,743.13
Motor Cycle	15.00%	694.50	-	-	-	694.50	104.18	590.33	-	590.33
Mould & Die	15.00%	2,574.40	-	-	-	2,574.40	386.16	2,188.24	-	2,188.24
Motor	15.00%	431.80	-	220.00	-	651.80	81.27	570.53	-	570.53
Plant & Machinery	15.00%	5,41,458.50	-	6,999.30	2,250.00	5,46,207.80	81,406.22	4,64,801.58	-	4,64,801.58
Plates	15.00%	10.10	-	-	-	10.10	1.52	8.59	-	8.59
RO Water Treatment Plant	15.00%	915.30	-	-	-	915.30	137.30	778.01	-	778.01
Testing Equipment	15.00%	35.50	-	-	-	35.50	5.33	30.18	-	30.18
Tools & Accessories	15.00%	6.90	-	-	-	6.90	1.04	5.87	-	5.87
UPS & Battery Bank	40.00%	871.60	-	620.00	-	1,491.60	472.64	1,018.96	-	1,018.96
Water Pump & Boring	15.00%	146.20	-	2,944.40	-	3,090.60	242.76	2,847.84	-	2,847.84
Water Storage Tank	15.00%	240.70	-	-	-	240.70	36.11	204.60	-	204.60
Weigh Bridge	15.00%	789.50	-	-	-	789.50	118.43	671.08	-	671.08
Weighing Scale	15.00%	209.70	-	-	-	209.70	31.46	178.25	-	178.25
TOTAL		8,48,772.10	-	32,424.70	22,350.00	8,58,846.80	1,08,914.83	7,49,931.97	-	7,49,931.97



RUNGTA MOULDINGS PRIVATE LIMITED

NOTES FORMING PART OF THE CONSOLIDATED FINANCIAL STATEMENTS FOR THE PERIOD ENDED 30TH SEPTEMBER, 2023

DEPRECIATION SCHEDULE AS PER INCOME TAX ACT, 1961 FOR THE PERIOD ENDED 30TH SEPTEMBER, 2023

PREVIOUS YEAR

Particulars	Rate	WDV as on 01.04.2022	Add for more than 180 days	Add for Less than 180 days	Deduction	Final Value	Depreciation	WDV without A.D	Additional Depreciation	W.D.V As on 31.03.2023
Land & Site Development	-	99,397.60	2,510.80	-	-	1,01,908.40	-	1,01,908.40	-	1,01,908.40
Air Conditioner	15.00%	1,726.80	-	727.20	-	2,454.00	313.56	2,140.44	-	2,140.44
Air Turbine Ventilator	15.00%	174.40	-	-	-	174.40	26.16	148.24	-	148.24
Bag Sewing Machine	15.00%	39.60	-	-	-	39.60	5.94	33.66	-	33.66
CCTV Camera	15.00%	1,839.50	398.40	-	-	2,237.90	335.69	1,902.22	-	1,902.22
Chimney	15.00%	2,835.40	-	-	-	2,835.40	425.31	2,410.09	-	2,410.09
Computer & Pheripherals	40.00%	1,391.70	1,454.00	694.10	-	3,539.80	1,277.10	2,262.70	-	2,262.70
Cooling Tower	15.00%	686.00	-	-	-	686.00	102.90	583.10	-	583.10
D.G. Set	15.00%	719.40	-	-	-	719.40	107.91	611.49	-	611.49
Motor Car	15.00%	48,325.80	-	-	-	48,325.80	7,248.87	41,076.93	-	41,076.93
Electric Installation	15.00%	9,290.60	297.30	626.40	-	10,214.30	1,485.17	8,729.14	-	8,729.14
Factory Building	10.00%	77,349.50	6,243.30	11,084.30	-	94,677.10	8,913.50	85,763.61	-	85,763.61
Forklift truck	15.00%	11,907.60	-	9,450.00	-	21,357.60	2,494.89	18,862.71	-	18,862.71
Tempo	15.00%	7,765.90	-	-	-	7,765.90	1,164.89	6,601.02	-	6,601.02
Truck	15.00%	10,746.20	-	-	-	10,746.20	1,611.93	9,134.27	-	9,134.27
Fire Fighting Equipments	15.00%	428.10	-	-	-	428.10	64.22	363.89	-	363.89
Furniture & Fixtures	10.00%	453.90	-	7,027.50	-	7,481.40	396.77	7,084.64	-	7,084.64
Fan	15.00%	342.10	-	-	-	342.10	51.32	290.79	-	290.79
Insect Killer	15.00%	21.40	-	-	-	21.40	3.21	18.19	-	18.19
Iron & Steel Support Structure	10.00%	6,107.30	967.50	1,127.20	-	8,202.00	763.84	7,438.16	-	7,438.16
Material Handling Equipment	15.00%	551.90	-	-	-	551.90	82.79	469.12	-	469.12
Mobile Set	15.00%	2,218.70	473.60	288.10	-	2,980.40	425.45	2,554.95	-	2,554.95
Motor Cycle	15.00%	817.00	-	-	-	817.00	122.55	694.45	-	694.45
Mould & Die	15.00%	2,642.80	386.00	-	-	3,028.80	454.32	2,574.48	-	2,574.48
Motor	15.00%	508.00	-	-	-	508.00	76.20	431.80	-	431.80
Plant & Machinery	15.00%	5,98,046.00	8,000.80	28,452.60	-	6,34,499.40	93,040.97	5,41,458.44	-	5,41,458.44
Plates	15.00%	11.80	-	-	-	11.80	1.77	10.03	-	10.03
RO Water Treatment Plant	15.00%	1,076.80	-	-	-	1,076.80	161.52	915.28	-	915.28
Testing Equipment	15.00%	41.80	-	-	-	41.80	6.27	35.53	-	35.53
Tools & Accessories	15.00%	8.10	-	-	-	8.10	1.22	6.89	-	6.89
UPS & Battery Bank	40.00%	914.40	538.30	-	-	1,452.70	581.08	871.62	-	871.62
Water Pump & Boring	15.00%	172.00	-	-	-	172.00	25.80	146.20	-	146.20
Water Storage Tank	15.00%	283.20	-	-	-	283.20	42.48	240.72	-	240.72
Weigh Bridge	15.00%	928.80	-	-	-	928.80	139.32	789.48	-	789.48
Weighing Scale	15.00%	246.70	-	-	-	246.70	37.01	209.70	-	209.70
TOTAL		8,90,016.80	21,270.00	59,477.40	-	9,70,764.20	1,21,991.88	8,48,772.32	-	8,48,772.32



RUNGTA MOULDINGS PRIVATE LIMITED

NOTES FORMING PART OF THE CONSOLIDATED FINANCIAL STATEMENTS FOR THE PERIOD ENDED 30TH
SEPTEMBER, 2023

COMPUTATION OF DEFERRED TAX LIABILITY/ (ASSETS)

(₹ in Hundreds)

Particulars	Half Year Ended 30th September,2023	2022-23
WDV of Assets as per Companies Act	6,36,152.40	6,98,746.40
WDV of Assets as per I.T.Rules	8,03,670.10	8,48,772.20
Difference	(1,67,517.70)	(1,50,025.70)
DTL / (DTA)	(42,164.20)	(37,761.50)
Opening Balance (DTL)	(37,761.50)	(26,583.50)
Unabsorbed Depreciation	-	-
DTL / (DTA)	-	-
For Current Year (Charged to p/l)	(4,402.70)	(11,178.00)
DTL / (DTA)	(42,164.20)	(37,761.50)



RUNGTA MOULDINGS PRIVATE LIMITED
NOTES FORMING PART OF THE CONSOLIDATED FINANCIAL STATEMENTS FOR THE PERIOD ENDED 30TH
SEPTEMBER, 2023

(₹ in Hundreds)

Note 11 NON CURRENT INVESTMENTS

Particulars	As At 30th September, 2023	As At 31st March, 2023
	Rs.	Rs.
Investment in Unquoted Shares (Rungta Eco Extrusions Pvt Ltd)	-	-
Total	-	-

Note 12 OTHER NON CURRENT ASSETS

Particulars	As At 30th September, 2023	As At 31st March, 2023
	Rs.	Rs.
Security Deposits (As per Note: 28)	4,465.20	4,465.20
Preliminary & Pre operative Expenses	38,445.00	357.70
Total	42,910.20	4,822.90

Note 13 INVENTORIES

Particulars	As At 30th September, 2023	As At 31st March, 2023
	Rs.	Rs.
Finished Goods	4,61,394.20	1,44,665.00
Raw Material (including Packing Material) (As valued and certified by Management)	4,73,014.30	5,59,455.10
Total	9,34,408.50	7,04,120.10

Note 14 TRADE RECEIVABLES

Particulars	As At 30th September, 2023	As At 31st March, 2023
	Rs.	Rs.
Sundry Debtors	9,41,361.10	5,16,096.00
Less: Provision for Bad & Doubtful Debtors	(4,913.90)	-
Total	9,36,447.20	5,16,096.00

Note 15 CASH AND CASH EQUIVALENTS

Particulars	As At 30th September, 2023	As At 31st March, 2023
	Rs.	Rs.
A) Cash In Hand (As certified by Management)	5,536.40	5,613.40
B) Bank Balance	-	-
In Current accounts with :	-	-
Union Bank of India	3,002.00	122.60
Union Bank of India AC No 4016010520056	-	-
Axis Bank Ltd	1,816.80	4,435.00
Axis Bank	47.50	1,291.10
Axis Bank Ltd (922020055224517)	34,110.50	1,199.50
Short Terms Fixed Deposits With Bank (Refer Note No:32)	17,947.00	30,128.60
Forex Card	404.10	404.10
Total	62,864.30	43,194.30

Note 16 SHORT TERM LOANS AND ADVANCES

Particulars	As At 30th September, 2023	As At 31st March, 2023
	Rs.	Rs.
Unsecured, Considered good		
Prepaid Expenses (As per Note 33)	7,856.30	10,502.10
Loans and Advances to Body Corporate	-	-
Balance With Revenue Authorities (As per Note: 27)	1,91,692.70	84,460.20
Advance to Suppliers	16,081.50	15,358.50
Others	8,513.60	2,334.80
Advance to Suppliers of Capital Goods	6,76,725.10	2,51,574.30
Total	9,00,869.20	3,64,229.90



RUNGTA MOULDINGS PRIVATE LIMITED

NOTES FORMING PART OF THE CONSOLIDATED FINANCIAL STATEMENTS FOR THE PERIOD ENDED 30TH SEPTEMBER, 2023

Note 7 TRADE PAYABLES

(₹ in Hundreds)

As At 30th September, 2023

Particulars	Outstanding for following periods from due date of payment				Total
	Less than 1 Year	1-2 Years	2-3 Years	More than 3 Years	
MSME	-	-	-	-	-
Others	4,56,100.80	-	885.60	-	4,56,986.40
Dispute dues-MSME	-	-	-	-	-
Dispute dues	-	-	-	-	-
Others	-	-	-	-	-
Total	4,56,100.80	-	885.60	-	4,56,986.40

As At 31st March, 2023

Particulars	Outstanding for following periods from due date of payment				Total
	Less than 1 Year	1-2 Years	2-3 Years	More than 3 Years	
MSME	-	-	-	-	-
Others	1,88,032.10	2,082.90	893.50	-	1,91,008.50
Dispute dues-MSME	-	-	-	-	-
Dispute dues	-	-	-	-	-
Others	-	-	-	-	-
Total	1,88,032.10	2,082.90	893.50	-	1,91,008.50

Note 14 TRADE RECEIVABLES

As At 30th September, 2023

Particulars	Outstanding for following periods from due date of payment					Total
	Less than 6 Months	6 Months - 1Year	1-2 Years	2-3 Years	More than 3 Years	
Undisputed Trade Receivables- Considered Goods	9,21,213.60	491.80	-	-	-	9,21,705.40
Undisputed Trade Receivables- Considered Doubtful	-	-	-	-	19,655.70	19,655.70
Disputed Trade Receivables- Considered Goods	-	-	-	-	-	-
Disputed Trade Receivables- Considered Doubtful	-	-	-	-	-	-
Total	9,21,213.60	491.80	-	-	19,655.70	9,41,361.10

As At 31st March, 2023

Particulars	Outstanding for following periods from due date of payment					Total
	Less than 6 Months	6 Months - 1Year	1-2 Years	2-3 Years	More than 3 Years	
Undisputed Trade Receivables- Considered Goods	4,96,440.30	-	-	-	-	4,96,440.30
Undisputed Trade Receivables- Considered Doubtful	-	-	-	2,526.80	17,128.90	19,655.70
Disputed Trade Receivables- Considered Goods	-	-	-	-	-	-
Disputed Trade Receivables- Considered Doubtful	-	-	-	-	-	-
Total	4,96,440.30	-	-	2,526.80	17,128.90	5,16,096.00



RUNGTA MOULDINGS PRIVATE LIMITED

NOTES FORMING PART OF THE CONSOLIDATED FINANCIAL STATEMENTS FOR THE PERIOD ENDED 30TH
SEPTEMBER, 2023

Note 17 REVENUE FROM OPERATIONS

(₹ in Hundreds)

Particulars	Half Year Ended 30th September,2023	2022-23
	Rs.	Rs.
Sales (net of sales return, discount& gst)	25,02,527.10	49,63,504.00
Total - Sales	25,02,527.10	49,63,504.00

Note 18 OTHER INCOME

Particulars	Half Year Ended 30th September,2023	2022-23
	Rs.	Rs.
Discount Received	2,235.70	3,562.40
Interest On Unsecured Loans	12,067.00	-
Interest on Fixed Deposit	1,140.50	4,779.80
Duty Drawback Received	6,431.60	25,587.30
Insurance Claim Received	-	3,375.80
Foreign Exchange Fluctuation	5,286.80	24,487.70
Profit on Sale of Fixed Assets	1,618.60	-
Rebate	-	684.70
Round Off	6.10	0.10
Other Income	2,221.80	7,535.90
Total	31,008.10	70,013.70

Note 19 COST OF MATERIALS CONSUMED

Particulars	Half Year Ended 30th September,2023	2022-23
	Rs.	Rs.
Opening stock	5,59,455.20	6,03,628.90
Add: Purchases		
Purchases	17,93,587.90	34,08,123.10
Carriage Inward	10,128.40	21,367.80
		-
TOTAL	23,63,171.50	40,33,119.70
Less: Closing stock	4,73,014.30	5,59,455.20
Cost of material consumed	18,90,157.20	34,73,664.60

Note 20 CHANGE IN INVENTORIES

Particulars	Half Year Ended 30th September,2023	2022-23
	Rs.	Rs.
<u>Inventories at the end of the year:</u>		
Finished goods	4,61,394.20	1,44,665.00
Work-in-progress	-	-
	4,61,394.20	1,44,665.00
<u>Inventories at the beginning of the year:</u>		
Finished goods	1,44,664.90	1,25,576.70
Work-in-progress	-	-
	1,44,664.90	1,25,576.70
Net (increase) / decrease	(3,16,729.30)	19,088.30

Note 21 EMPLOYEE BENEFIT EXPENSES

Particulars	Half Year Ended 30th September,2023	2022-23
	Rs.	Rs.
Salaries and wages Including bonus (Salary includes Directors Remuneration Rs 42 Lakhs (PY 168 Lakhs)	1,62,151.40	3,63,549.30
Provision for Gratuity	24,086.20	-
Contribution to Provident Fund & Other Fund	8,711.00	13,115.40
Staff Welfare	1,056.50	3,969.70
Total	1,96,005.10	3,80,634.40



RUNGTA MOULDINGS PRIVATE LIMITED

NOTES FORMING PART OF THE CONSOLIDATED FINANCIAL STATEMENTS FOR THE PERIOD ENDED 30TH
SEPTEMBER, 2023

Note 22 FINANCE COST

Particulars	Half Year Ended 30th September, 2023	2022-23
	Rs.	Rs.
Interest on Vehicle Loan	601.60	2,176.20
Interest on Cash Credit	33,373.70	40,341.60
Interest on Loans (Unsecured)	2,713.30	3,424.90
Interest on Buyers Credit	2,661.20	3,097.20
Interest on Packing Credit	-	126.10
Loan Processing Charges	2,712.80	1,416.40
Interest on Term Loan	9,318.60	15,470.60
Bank Charges	2,704.20	4,068.10
Total	54,085.40	70,121.10

Note 23 OTHER EXPENSES

Particulars	Half Year Ended 30th September, 2023	2022-23
	Rs.	Rs.
(A) DIRECT EXPENSES		
Consumable & Stores	33,589.40	53,967.10
Custom Duty & Others	5,355.20	8,507.20
Electric Expenses	1,19,824.00	2,57,824.80
Fuel & Power Charges	20,379.50	40,004.10
Total (A)	1,79,148.10	3,60,303.20
(B) INDIRECT EXPENSES		
AMC Charges	3,295.00	3,855.00
Car Expenses	1,801.90	5,137.80
Carriage Outward	79,492.10	2,19,757.50
Computer Maintenance Expenses	337.20	191.60
Conveyance Charges	216.50	1,137.60
Customs Clearing & Forwarding Charges	1,379.20	6,126.50
Discount Allowed	3.40	-
Duties & Taxes	-	1,512.40
Filing Fees	-	159.00
Fire fight Expenses	121.00	-
General Expenses	8,497.70	7,473.40
Generator Running Expenses	464.80	-
Insurance Charges	4,467.80	3,344.10
Interest & Late Filing fees	-	1,069.60
Labour Charges	-	156.50
Legal Expenses	922.60	720.00
Listing Fees	0.80	-
Membership Fees	583.30	-
Miscellaneous Expenses	-	2.50
Motor Cycle Expenses	449.90	789.50
Office Maintenance Charges	254.80	378.50
Other Expenses	8,291.90	14,434.00
Postage & Courier Charges	391.00	509.90
Printing & Stationary	508.60	926.90
Professional Fees	124.00	980.00
Professional Tax	25.00	25.00
Provision for Bad & Doubtful Debts	4,913.90	-
Rebate	0.20	-
Rent	11,712.20	19,812.50
Repairs & Maintenance	13,364.80	35,351.90
Sales Promotion Expenses	3,328.50	6,934.80
Service Charges	365.80	2,781.00
Telephone & Internet Expenses	530.20	1,259.50
Trade License Fees	22.00	51.50
Travelling Expenses	5,093.20	11,175.00
Warehousing Expenses	32.20	-
Weight Handling Fees	4.20	-
Payment to auditors		
Statutory audit	219.00	169.00
Tax audit	130.00	130.00
Total (B)	1,51,344.70	3,46,352.50
Total (A+B)	3,30,492.80	7,06,655.70



RUNGTA MOULDINGS PRIVATE LIMITED

NOTES FORMING PART OF THE CONSOLIDATED FINANCIAL STATEMENTS FOR THE PERIOD ENDED 30TH SEPTEMBER, 2023

(₹ in Hundreds)

24. EARNING PER SHARE (EPS)	As At 30th September, 2023	As At 31st March, 2023
Particulars		
Net Profit / (Loss) after tax attributable to Equity Shareholders (in ₹)	2,24,209.40	1,86,006.00
Weighted average no. of equity shares outstanding	8,69,776	8,69,776
Basic & Diluted earning per share of ₹ 10/- each	25.78	21.39

25. SECURED LOANS FROM BANKS	As At 30th September, 2023		As At 31st March, 2023	
	Current	Non-Current	Current	Non-Current
a) Term Loan from Axis Bank Ltd Terms: Principal of Rs. 1250.00 for 60 Installments in monthly. Balance installment due as on 30/09/2023 is 17 monthly installments.	15,000.00	4,884.60	15,000.00	12,384.60
b) Term Loan from Axis Bank Ltd Terms: Principal of Rs. 5000.00 for 24 Installments in monthly. Balance installment due as on 30/09/2023 is 13 monthly installments.	60,000.00	5,000.00	60,000.00	35,000.00
e) WCTL (under ECLGS) Terms: Principal of Rs. 2416 for 36 Installments in monthly. Balance installment due as on 30/09/2023 is 18.	21,768.00	-	28,992.00	7,272.00
f) WCTL Terms: EMI of Rs. 150000 for 36 Installments in monthly installments. Principal Commencement date March, 2024		54,000.00	-	54,000.00
g) HDFC Car Loan Terms: EMI of Rs. 1009.21 for 35 Installments in monthly. Balance installment due as on 30/09/2023 is 22 monthly installments.	12,110.50	1,402.40	11,106.65	7,859.90
h) Term Loan from Axis Bank Ltd	-	2,61,026.80		
i) Term Loan from Federal Bank Ltd	-	1,91,058.90		
Total	1,08,878.50	5,17,372.70	1,15,098.65	1,16,516.50

26. LOANS & ADVANCES FROM RELATED PARTIES	As At 30th September, 2023		As At 31st March, 2023	
	Current	Non-Current	Current	Non-Current
From Directors & Related Parties				
Deepak Rungta	100.00	186.00	-	5,086.00
Renu Rungta	-	3,697.10	-	21,697.10
Praveen Rungta	100.00	-	-	-
Praveen Rungta HUF	-	216.20	-	216.20
Rungta Containers Pvt Ltd	-	11,689.20	-	11,689.20
Kedarnath Dealers Pvt Ltd	-	16,473.10	-	13,273.10
Swami Packagers Pvt Ltd	-	3,935.70	-	3,935.70
	200.00	36,197.30	-	55,897.30



RUNGTA MOULDINGS PRIVATE LIMITED

NOTES FORMING PART OF THE CONSOLIDATED FINANCIAL STATEMENTS FOR THE PERIOD ENDED 30TH SEPTEMBER, 2023

(₹ in Hundreds)

27. BALANCE WITH REVENUE AUTHORITIES	As At 30.09.2023	As At 31.03.2023
TCS	16.50	13.20
TDS A.Y. 2023-24	2,887.80	2,887.80
TDS A.Y. 2024-25	3,021.60	-
TDS A.Y.2008-09	30.90	30.90
TDS A.Y.2009-10	62.30	62.30
Excess TDS Paid	8,408.20	8.20
Advance Tax (A.Y. 23-24)	68,182.10	60,000.00
Advance Tax (A.Y. 24-25)	55,000.00	-
Duty Drawback Receivable	4,647.40	1,112.60
CGST & SGST Input	6,142.00	1,565.10
GST Receivable	3,824.90	64.40
IGST Input & Output Balance	39,469.00	18,715.70
	1,91,692.70	84,460.20

28. SECURITY DEPOSITS	As At 30.09.2023	As At 31.03.2023
BSNL Calcutta Telecom District	5.00	5.00
Fast Tag	16.80	16.80
Security Deposit- SFSPL	1,263.40	1,263.40
Security Deposit- Guesthouse	1,500.00	1,500.00
Security Deposit- Shipping Line	30.00	30.00
Security Deposit- Warehouse	1,650.00	1,650.00
	-	-
	4,465.20	4,465.20

29. STATUTORY LIABILITIES	As At 30.09.2023	As At 31.03.2023
EPF Payable	2,028.10	1,556.00
ESIC Payable	585.10	519.40
TDS Payable	1,383.80	5,626.80
CGST & SGST Payable (RCM)	482.90	1,817.90
IGST Payable	10,668.30	3,393.10
IGST Payable (RCM)	8.30	7.10
Profession Tax Payable	93.80	78.80
TCS Payable	24.00	53.20
	15,274.30	13,052.30

30. PROVISION FOR INCOME TAX	As At 30.09.2023	As At 31.03.2023
Current Year	85,430.00	70,240.00
Earlier Year	70,244.60	4.60
	1,55,674.60	70,244.60



RUNGTA MOULDINGS PRIVATE LIMITED

NOTES FORMING PART OF THE CONSOLIDATED FINANCIAL STATEMENTS FOR THE PERIOD ENDED 30TH SEPTEMBER, 2023

32. FIXED DEPOSITS	As At 30.09.2023	As At 31.03.2023
Axis Bank Ltd	15,442.40	27,624.00
Union Bank of India	2,504.60	2,504.60
	17,947.00	30,128.60

33. PREPAID EXPENSES	As At 30.09.2023	As At 31.03.2023
Prepaid Processing Charges	985.20	3,323.00
Prepaid Pollution Fees	2,000.00	2,000.00
Prepaid Insurance Charges	991.90	3,612.20
Prepaid Weighbridge AMC	65.40	1,248.40
Prepaid Expenses	3,483.90	-
Prepaid Road Tax	-	20.70
HPCL Drive Track	130.40	155.70
ICICI Pool Account	199.50	142.10
	7,856.30	10,502.10

34. CONTINGENT LIABILITIES	As At 30.09.2023	As At 31.03.2023
a) Claim against the company / disputed liabilities not acknowledged as debts	NIL	NIL
b) Guarantees	47,12,000.00	NIL
c) Other Money for which the company is contingently liable on account of Letter of Credit/Bank Guarantee	1,39,106.90	1,71,185.60

35. CAPITAL AND OTHER COMMITMENTS	As At 30.09.2023	As At 31.03.2023
Estimated amount of contracts remaining to be executed on capital account and not provided for	NIL	NIL



RUNGTA MOULDINGS PRIVATE LIMITED

NOTES FORMING PART OF THE CONSOLIDATED FINANCIAL STATEMENTS FOR THE PERIOD ENDED 30TH SEPTEMBER, 2023

36. SEGMENT REPORTING

Since the company primarily operates in one segment - Plastic Products, segment reporting as required under accounting standard - 17 is not applicable. There is no reportable geographical segment either.

37. DUES TO MICRO, SMALL AND MEDIUM ENTERPRISES

The company has not received information from vendors regarding their status under the Micro, Small and Medium Enterprises Development Act, 2006 and hence disclosures relating to amounts unpaid as at the year end together with interest paid / payable under this act have not been given.

38. The accounts of certain Sundry Debtors and Creditors, Advances for supplies and are subject to confirmation / reconciliation and adjustment, if any. The Management does not expect any material difference affecting the current year's financial statements.

In the opinion of the management, the current assets, loans and advances are expected to realize at least the amount at which they are stated, if realized in the ordinary course of business and provision for all known liabilities have been adequately made in the books of accounts.

39. Some of the balance shown under trade receivables, advances, deposits, trade payables, materials lying with third parties are subject to confirmation, reconciliation and consequential adjustment, if any.

40. In the opinion of the management, the value of all the assets other than Property, Plant and Equipment and Non-current Investments, have a realisable value in the ordinary course of business, not less than the value at which these are stated in the Balance Sheet.

41. Contribution to Defined Contribution Plan recognised as expense for the year as under :

- Employers Contribution to Provident Fund deposited with concerned authority.
- Employee contribution to ESI deposited with concerned authority

42. Figures for the previous years have been regrouped wherever necessary.

As per our report of the even date

For Manish K. Sethi & Co.
Chartered Accountants
Firm Registration No. 325740E



(CA AMIT KUMAR JAGNANI)

Partner

M. No. 065414

Place: Kolkata

Date: 26th Day of December 2023



FOR RUNGTA MOULDINGS PRIVATE LIMITED

DEEPAK RUNGTA
Managing Director
DIN: 01099485

PRAVEEN RUNGTA
Chief Financial Officer
DIN: 01099558

RESHMINA AAFREEN
Company Secretary
M NO: A69917

NOTES FORMING PART OF THE CONSOLIDATED FINANCIAL STATEMENTS FOR THE PERIOD ENDED 30TH SEPTEMBER, 2023

A) Related Parties and their relationship (as identified by the management)

2) Relatives of Key Managerial Persons:

3) Entities in which KMP and Relatives have significant Influence:

Deepak Rungta HUF
Praveen Rungta HUF

Rungta Containers Private Limited
Kedarnath Dealers Private Limited

(₹ in Hundreds)

Note:- Figures in shaded region are Previous Years Figures



RUNGTA MOULDINGS PRIVATE LIMITED


NOTES FORMING PART OF THE CONSOLIDATED FINANCIAL STATEMENTS FOR THE YEAR ENDED 31ST MARCH, 2023

- 43 Additional information pursuant to the requirement of schedule III to the act relating to the enterprise considered in Consolidated Financial Statement as set out below:

Name of Entity	Net Assets (Total Assets - Total Liabilities)		Share in Profit or Loss	
	As % of consolidated Net Assets	(₹ in Hundreds)	As % of consolidated Profit or Loss	(₹ in Hundreds)
Parent				
Rungta Mouldings Private Limited	119.86%	16,04,138.74	100.44%	2,25,189.60
Subsidiary				
Indian				
Rungta Eco Extrusions Private Limited	-19.79%	(2,64,872.53)	-0.02%	(49.95)
Minority Interest				
Rungta Eco Extrusions Private Limited	0.00%	-	0.00%	(0.05)
TOTAL	100%	13,39,266.21	100%	2,25,139.60

- 44 Figures of previous year have been regrouped where ever necessary.

For Manish K. Sethi & Co.
Chartered Accountants
Firm Registration No. 325740E


(CA AMIT KUMAR JAGNANI)
Partner
M. No. 065414

Place: Kolkata
Date: 26th Day of December 2023

FOR RUNGTA MOULDINGS PRIVATE LIMITED

DEEPAK RUNGTA
Managing Director
DIN: 01099485

PRAVEEN RUNGTA
Chief Financial Officer
DIN: 01099558

RESHMINA AAFREEN
Company Secretary
M NO: A69917



RUNGTA MOULDINGS PRIVATE LIMITED

NOTES FORMING PART OF THE CONSOLIDATED FINANCIAL STATEMENTS FOR THE PERIOD ENDED 30TH SEPTEMBER, 2023

45 Additional Regulatory Information

(₹ in Hundreds)

- a The title deed of immovable property held by the Company are in the name of the company.
- b The Company has not revalued its Property, Plant and Equipment and accordingly disclosure as to whether the revaluation is based on the valuation by a registered valuer as defined under Rule 2 of the Companies (Registered Valuers and Valuation) Rules, 2017 is not
- c During the year, the Company has not granted any Loans or Advances in the nature of loans which are either repayable on demand or without specifying any terms or period of repayment to promoters, directors, KMPs and the related parties (as defined under Companies Act, 2013,) either severally or jointly with any other person.
- d Details of Capital Work in Progress held by the Company during the financial year.

CWIP	Amount in CWIP for a period of				Total
	Less than 1 year	1-2 years	2-3 Years	More than 3 years	
Projects in progress	41,995.44	57,675.00			

- e The Company has no Intangible assets under development during the financial year.
- f No proceedings have been initiated or pending against the company for holding any benami property under the Benami Transactions (Prohibition) Act, 1988 (45 of 1988) and the rules made thereunder, for the period ended 30th September, 2023
- g The Company has taken borrowings from banks or financial institutions on the basis of security of current assets during the financial period ended on 30th September, 2023. As per Management, The Company has utilised borrowed funds for expenses related to the business Only.

RECONCILIATION OF BOOK DEBT SUBMITTED IN BANK WITH BOOKS

(₹ in
Hundreds)

NAME OF THE BANK	MONTH	SANCTIONED LIMIT	AMOUNT AS PER STATEMENT SUBMITTED IN BANKS	AMOUNT AS PER BOOKS OF ACCOUNTS	DIFFERENCE	REASON OF VARIANCE
Axis Bank	JUNE, 2023	765000	1123002.43	1049043.48	73958.95	#
	SEPTEMBER, 2023	765000	1453113.12	1417725.26	35387.86	

The differences are on account of statement filed with the banks prepared based on provisional financial statement and other cost estimates.

Inclusive method followed in stocks valuation submitted in banks. But in books exclusive method followed.

- h The Company is not declared as wilful defaulter by any bank or financial Institution or other lender.
- i The company has any not entered into any transactions with companies which are struck off under section 248 of the Companies Act, 2013 or section 560 of Companies Act, 1956 during the period ended 30th September, 2023.
- j The Company has no charges or satisfaction yet to be registered with Registrar of Companies during the financial year.
- k As explained by the management clause (87) of section 2 of the Act read with Companies (Restriction on number of Layers) Rules, 2017
- l During the year, no Scheme(s) of Arrangements has been approved.
- m A. During the year Company has not advanced or loaned or invested funds (either borrowed funds or share premium or any other sources or kind of funds) to any other person(s) or entity(ies), including foreign entities (Intermediaries) with the understanding (whether recorded in writing or (i) directly or indirectly lend or invest in other persons or entities identified in any manner whatsoever by or on behalf of the company provide any guarantee, security or the like to or on behalf of the Ultimate Beneficiaries; the company (ii)
- n The Company has no such transaction which are not recorded in the books of accounts during the year and also there are no such unrecorded income and related assets related to earlier years which have been recorded in the books of account during the year.
- o The Company is not covered under section 135 of Companies Act 2013.
- p The Company has not traded or invested in Crypto currency or Virtual Currency during the financial year.



RUNGTA MOULDINGS PRIVATE LIMITED

NOTES FORMING PART OF THE CONSOLIDATED FINANCIAL STATEMENTS FOR THE PERIOD ENDED 30TH SEPTEMBER, 2023

46

Ratios

Ratios	Numerator	Denominator	Current Reporting Period	Previous reporting period	% of Change
Debt Equity Ratio	Debt Capital	Shareholder's Equity	1.17	0.90	29.99%
Debt Service coverage ratio	EBITDA-CAPEX	Debt Service (Int+Principal)	-1.23	4.72	-125.99%
Return on Equity Ratio	Profit for the year	Average Shareholder's Equity	16.75	16.70	0.32%
Inventory Turnover Ratio	COGS	Average Inventory	1.92	4.82	-60.16%
Trade Receivables turnover ratio	Net Sales	Average trade receivables	3.45	10.41	-66.89%
Trade payables turnover ratio	Total Purchases (Fuel Cost + Other Expenses+Closing Inventory-Opening Inventory)	Average Trade Payables	4.86	17.32	-71.97%
Net capital turnover ratio	Sales	Working capital (CA-CL)	2.27	10.18	-77.66%
Net profit ratio	Net Profit	Sales	8.96	3.75	139.08%
Return on Capital employed	Earnings before interest and tax	Capital Employed	26.85	28.29	-5.10%
Return on investment	Net Profit	Investment	7.72	8.79	-12.14%

REMARKS

(I)

Since the ratio of current reporting period are of 6 months while of the previous reporting period is of full year therefore we cannot comment on % of Change in Ratios

For Manish K Sethi & Co.
Chartered Accountants
Firm Reg. No.: 325740E

(CA AMIT KUMAR JAGNANI)
Partner
M. No. 065414

Place: KOLKATA
Date: 26th Day of December 2023

FOR RUNGTA MOULDINGS PRIVATE LIMITED

DEEPAK RUNGTA
Managing Director
DIN: 01099485

PRAVEEN RUNGTA
Chief Financial Officer
DIN: 01099558

RESHMINA AAFREEN
Company Secretary
M NO: A69917

